

Appendix 1 (Public Consultation and survey results)

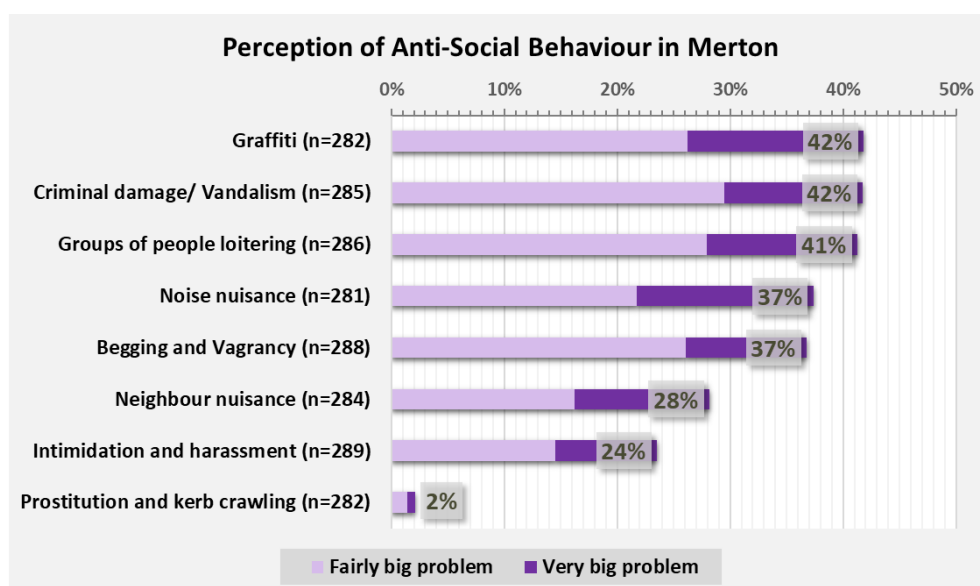
Summary of survey data relating to antisocial behaviour and crime.

- Safer Merton Community Safety Survey (CSS) 2021
- Council's Annual Residents Survey (ARS) 2021
- Your Merton Survey 2021

Safer Merton Community Safety Survey (CSS)

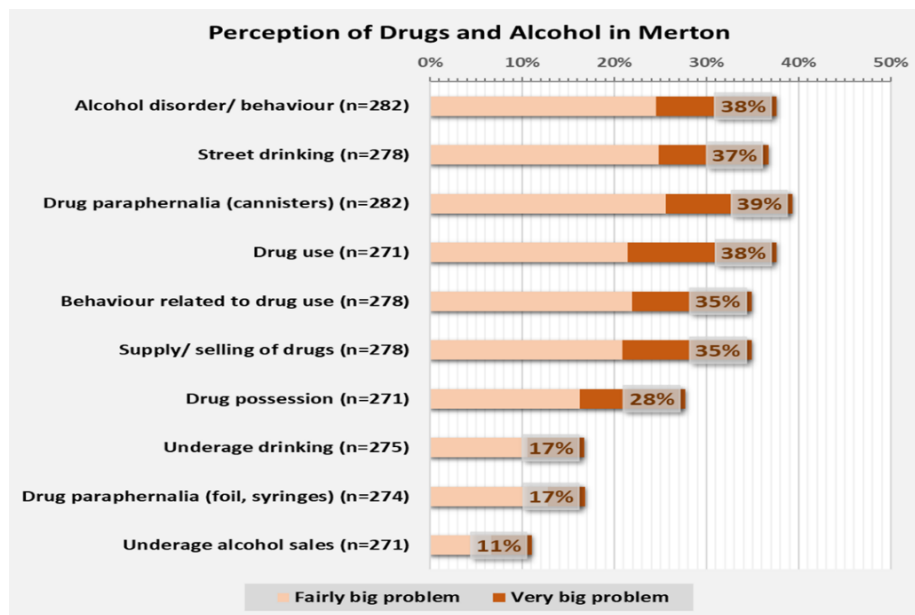
The Safer and Stronger Executive Board agreed that a Community Safety Survey should be undertaken to help inform the Strategic Assessment process. The survey opened in July and closed in mid-October. There were 328 responses.

Anti-Social Behaviour



Respondents were most concerned about graffiti, vandalism, and criminal damage; and groups loitering. Respondents felt these issues were a problem due to their own personal experience or experience of those they know. Many of the comments were related to litter and fly tipping. Some linked to alcohol and drug related debris.

Antisocial behaviour and other issues connected to substance misuse



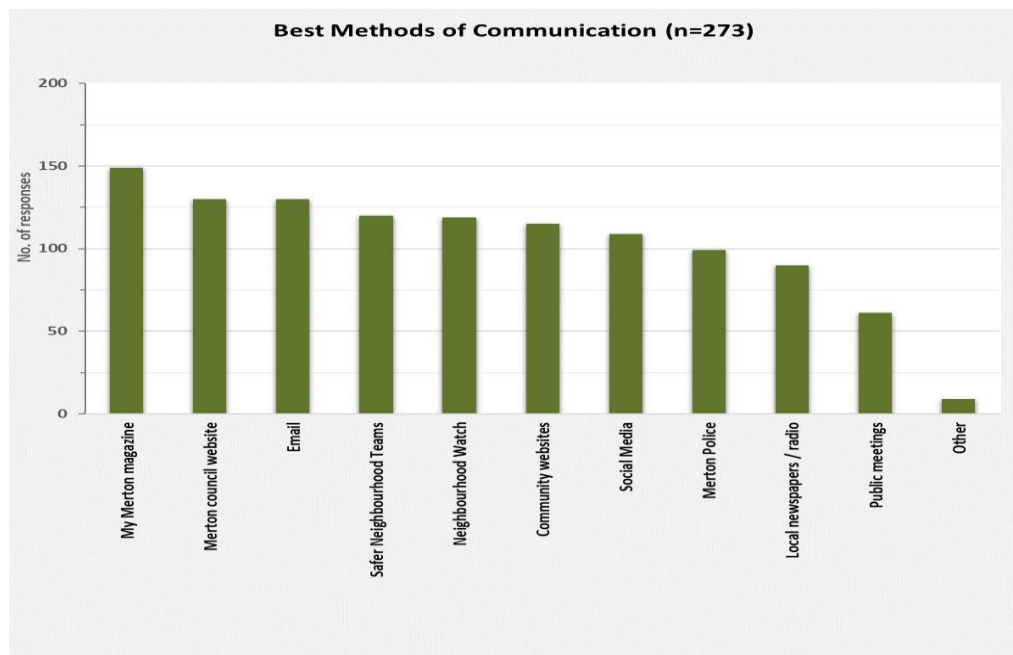
Residents were concerned about alcohol related antisocial behaviour / disorder, street drinking and the presence of drug paraphernalia (canisters) and drug use. 80% of people explained their score by saying they had experienced or seen it. Quite a number of comments came back from residents who had seen people using, dealing drugs as well as seeing the associated litter with street drinking and drug taking.

Feelings of Safety

Of those surveyed, 35% felt that crime was much or slightly greater than a year ago. Respondents when asked felt most unsafe after dark.

[continues on next page]

Communication



59% of respondents felt very or fairly informed about community safety issues. 38% felt not informed at all or not very informed. 22% felt that more information about community safety would increase their concern about crime. 21% stated that it would reduce their concern about crime and 34% said it would make no difference. Respondents were asked what additional information they would like to receive and asked what their preferred channel of communication was, the top responses were: the My Merton magazine, the Council website, email, and the police Safer Neighbourhood Teams.

London Borough of Merton's Annual Residents Survey

Adults Survey

The 2021 Annual Residents Survey provides a representative sample of approximately 1000 residents living in the borough of Merton. A number of community safety questions were included and some comparison to the 2019 survey was possible.

Feelings of Safety

Encouragingly a high proportion of residents living in Merton, feel they are safe in their local area. However there has been a decline since the 2019 survey for both feelings of safety during the day 91% (98% in 2019) and at night 84% (93% in 2019).

At night, those living in Longthornton, Lavender Fields, Cricket Green, Graveney and Pollards Hill had the lowest feelings of safety, however those living in West Barnes, Hillside, Village, Trinity and Abbey had the highest feelings of safety.

During the day, those living in Longthornton, Colliers Wood, Ravensbury, Figges Marsh and Pollards Hill had the lowest feelings of safety, whilst those living in West Barnes, Merton Park, Hillside, Abbey and Dundonald had the highest feelings of safety.

When looking at the results by neighbourhood, those living in the east of the borough and Mitcham felt less safe at night. Females were more concerned after dark than men and residents from ethnic minorities also reported higher levels of concern about safety after dark.

Issues in the local area

- The survey asked residents how big a problem they feel Vehicle Crime, Burglary, people using/ dealing drugs, ASB and people being drunk and rowdy are.
- Those living in East Merton and Mitcham areas and South Mitcham and Morden areas had the highest percentage of residents who saw anti-social behaviour and people using and dealing drugs as a problem. The East Merton and Mitcham areas also saw being drunk or rowdy as a problem.
- Northeast Merton area had the highest percentage of residents who saw Burglary and Vehicle crime as a problem.

Young People's Annual Residents Survey

- As part of the Annual Residents Survey, the council included young residents aged 11-17.
- Young people's perception of the Police had improved by 8% points.
- Of the young people surveyed 38% were concerned about crime. This was the top concern for young people. 25% were concerned about gangs, 13% substance misuse, 8% Hate Crime, 6% Online Safety and 5% Domestic Violence. Most young people felt that they would go to a family member for support in relation to these concerns.

Your Merton Survey

Merton Council wanted to understand the views, experiences and ambitions of local people so commissioned their largest ever engagement exercise to understand three key things:

- Experiences of living, working, and studying in the borough

- Experiences of the pandemic
- Priorities for the future

There were four separate engagement activities to involve local people in different ways:

- A representative survey of the borough gathered the views of 1,000 residents.
- Around 500 residents contributed via an open access engagement website.
- Focus groups with community groups
- A two-stage deliberative workshop with 25 residents from across the borough

Findings relating to antisocial behaviour / crime

- In terms of the top 10 improvements needed in Merton, the levels of crime came 5th with 14% of responses.
- In relation to the 10 most valued aspects of Merton, safe and low levels of crime ranked 6th with 15% of responses.
- For East Merton and Mitcham residents, anti-social behaviour and safety were higher concerns in public spaces. Residents cited public alcohol consumption as an issue.
- Maintaining parks as safe and accessible. Ambitions for the future of parks was the importance of maintaining them as a safe, clean, and accessible shared space.
- There were calls for more changes to the public realm, including more recycling bins and CCTV cameras.
- A key theme from the community group's element of the consultation that emerged was that residents wanted the borough to be accessible, safe, and clean.

This page is intentionally left blank